

## RIIFO Lead-free Brass Crimp Fittings Specifications

### Product Information

RIIFO lead-free brass fittings are manufactured from extruded or forged brass and are precision made to tight tolerances for a consistent fit with PEX tubing. All RIIFO fittings meet the stringent requirements of NSF/ANSI 61 and NSF/ANSI372 for lead extraction.

### Recommended Applications

RIIFO lead-free brass fittings are designed to be used with RIIFO PEX tubing to make connections from PEX tubing to: PEX tubing, manifolds, copper, faucets & fixtures, and a variety of other applications. Brass insert fittings are interchangeable with components from other suppliers provided they are manufactured to the same ASTM specifications. RIIFO provides a 25-year warranty on systems using both RIIFO PEX tubing and a 10-year warranty on fittings (see warranty for details).

### Features & Benefits

- Fittings certified to maximum temperature of 200°F
- Fittings certified to maximum pressure of 160 psi
- Design certified to NSF/ANSI 61 and NSF 372 standards for use in potable water and hydronic heating water distribution

### Certifications

RIIFO lead-free brass fittings have been tested for physical, performance, and health effects to NSF/ANSI61 and NSF 372..

RIIFO lead-free brass fittings certifications include, but are not limited to:

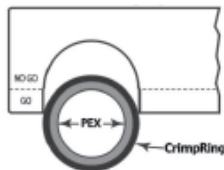
- ASTM F1807
- NSF/ANSI 61
- NSF 372

### Quality Assurance

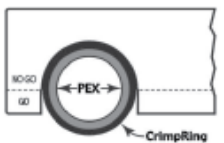
When the product is marked with ASTM F1807 designation, it affirms that the product was manufactured, inspected, sampled and tested in accordance with these specifications and has been found to meet the specified requirements.

### Go/NoGo Testing

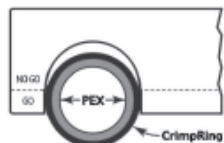
To test for proper fit of PEX/crimp ring, fully insert PEX tubing into Go/NoGo gauge for size of tubing:



If the ring does not fit at all, the crimp is a NoGo. Re-crimp the ring.



If the ring does slides all the way in, the crimp is compressed too small and is a NoGo. Remove the crimp ring and adjust.



If the ring slides in and stops in the go range, the crimp is a Go and is ready to use.

\*Note: Fully insert PEX tubing into fitting, slide crimp ring to within 1/8" and 1/4" from the end of tube. Make the connection.

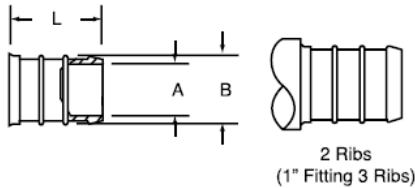


## RIIFO Lead-free Brass Crimp Fittings

### Brass Insert Fittings

Typical Fitting Insert Dimensions

Size	A	B	L
3/8"	0.242	0.345±0.004	0.630
1/2"	0.361	0.471±0.004	0.630
5/8"	0.454	0.570±0.003	0.630
3/4"	0.546	0.667±0.004	0.630
1"	0.719	0.856±0.004	0.630



### Friction Loss\*

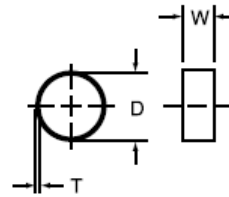
Equal Feet of RIIFO PEX Tubing

Size	Coupling	90° Elbow	Run Tee	Tee Branch
3/8"	0.14	0.28	0.30	0.50
1/2"	0.21	0.42	0.46	0.75
5/8"	0.32	0.63	0.69	1.13
3/4"	0.27	0.54	0.59	0.97
1"	0.43	0.85	0.93	1.52

\*Note: Based on tubing nominal flow rate of 2fps flow velocity.

### Copper Crimp Ring Dimensions Before Crimping

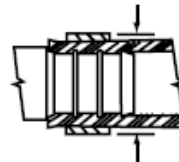
Size	D	W	T
3/8"	0.630	0.325	0.058
1/2"	0.750	0.325	0.056
5/8"	0.875	0.325	0.054
3/4"	1.000	0.325	0.056
1"	1.250	0.365	0.049



\*Note: All dimensions are nominal

### Crimped Diameter Dimensions

Size	Min	Max
3/8"	0.580	0.595
1/2"	0.700	0.715
5/8"	0.815	0.830
3/4"	0.945	0.960
1"	1.175	1.190



Note: Final crimped outside diameters shall fall within the min and max dimensions when measured with micrometer or caliper.